



UK Government

eVisa communications partner pack

January 2026



Introduction

Dear partner,

The Government is continuing its transition to a digital immigration system, replacing physical documents with a digital record of a person's identity and immigration status, called an eVisa.

These changes are designed to enhance security and streamline the traveller experience through automated checks by carriers against Home Office records. They also pave the way for a contactless UK border in the future.

We have developed this suite of communications materials to support you with sharing and embedding eVisa messages across your channels.

This pack includes:

- Key messages
- A factsheet with FAQs
- Social media assets and supporting post copy
- Guidance videos
- Posters
- eVisa GOV.UK page

Please use & share



eVisa key messages

- Before travelling internationally, eVisa holders, including those with status under the EU Settlement Scheme, should make sure their most recent passport is linked to their [UKVI account](#). This enables the UK Government to confirm to the carrier that the passenger has valid immigration permission and avoids potential travel delays.
- Everyone with an eVisa is required to have their own UKVI account. If a child is under the age of 18, a parent or guardian should create an account for them. More information about creating a UKVI account for a child is available on [GOV.UK](#)
- People who have settlement – also known as indefinite leave to remain (ILR) and use an ink stamp or vignette in their passport to prove their immigration status, can make a free [No Time Limit \(NTL\) application](#) to access an eVisa and benefit from a smoother experience when travelling internationally, as well as when proving their rights such as to rent and work.
- People in the UK who have yet to switch from an expired biometric residence permit (BRP) or a biometric residence card (BRC), should create a UK Visas and Immigration (UKVI) account to access their eVisa for free on [GOV.UK](#).
- Switching from a physical document to an eVisa does not affect a person's underlying immigration status.

Short messages

Intended for customer facing channels where shorter messaging is required:

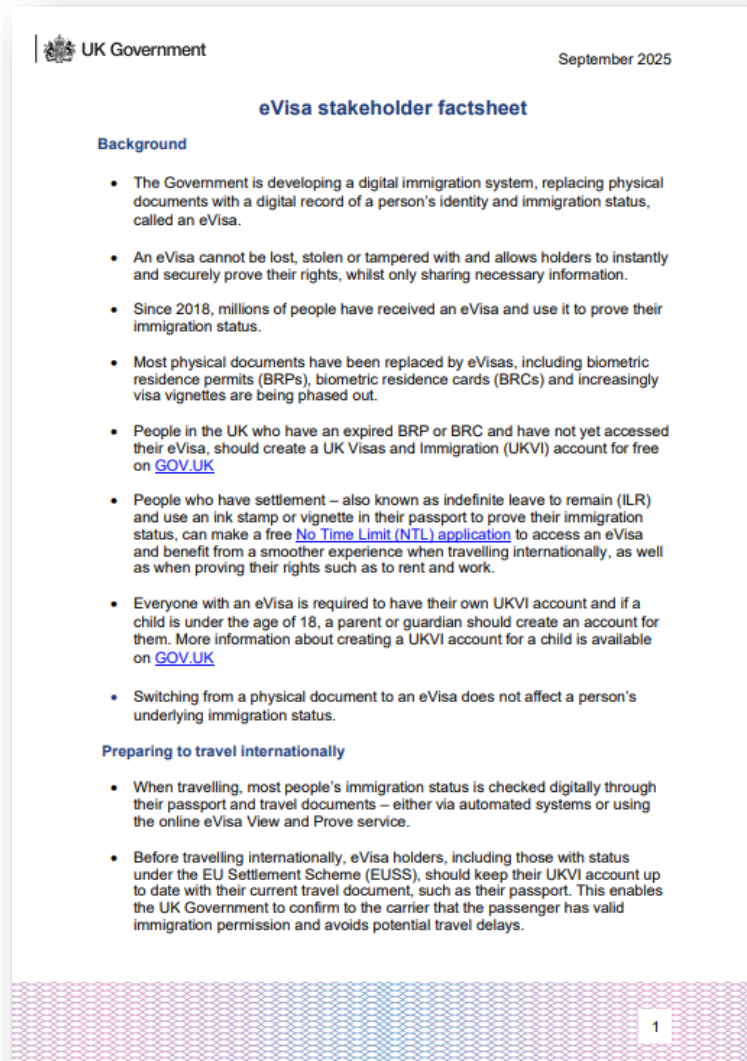
If you already have an eVisa, make sure your current travel document is [linked to your account](#).

If you've still not switched to an eVisa and you have an expired biometric residence permit (BRP) or card (BRC), you should create a UK Visas and Immigration (UKVI) account for free on [GOV.UK](#) to access your eVisa.

If you have indefinite leave to remain (ILR) and prove your immigration status with a passport stamp or vignette, you can make [a free No Time Limit \(NTL\)](#) application to access an eVisa.



eVisa stakeholder factsheet



This factsheet provides a summary of key information about eVisas for use in your own communications, covering:

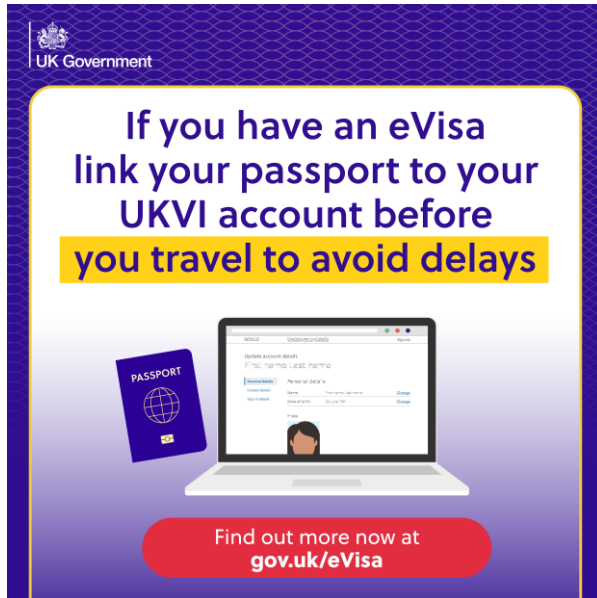
- Background
- What people need to do
- How to prepare for travel
- Information for immigration status checkers
- FAQs

[Download the factsheet here](#)



Social media assets

Please share these assets on your social media channels:



Suggested social post copy



Adults can help children to gain access to their eVisa. If you are planning to travel internationally take action now at [GOV.UK](https://www.gov.uk)

If you use an eVisa to travel internationally, you must keep your online account up to date with your current passport or travel document on [GOV.UK](https://www.gov.uk)



An eVisa makes proving your UK immigration status easier, faster, and more secure. Find out how you can use your eVisa on [GOV.UK](https://www.gov.uk)

Download these graphics and others [here](#)

Posters

Four posters have been developed to support eVisa communications, carrying the following information:

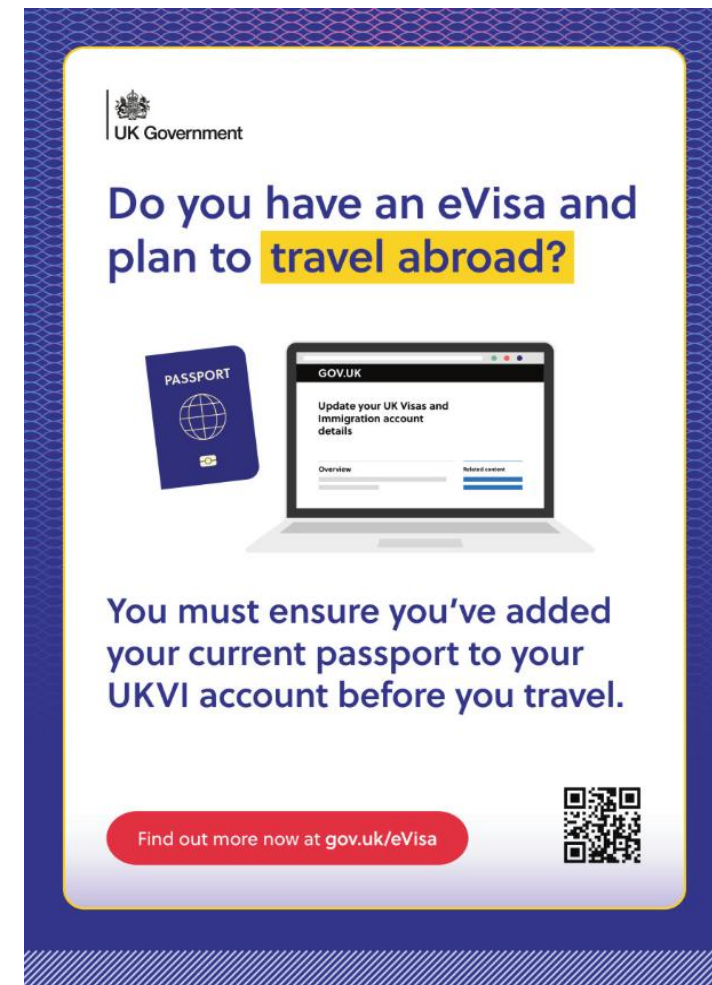
- An overview of the transition to eVisas
- A poster aimed at BRP holders
- A poster aimed at legacy paper document holders
- A poster on updating UKVI accounts with new passport details before travel

There are also two editable posters that you can amend, with instructions on their use, to advertise events you are running to help vulnerable customers access their eVisa.

If you are a grant funded organisation, please use the “Funded by UK Government” versions we have shared with you.

Download the standard posters [here](#)

Download the editable posters [here](#)



Translated assets

Translated posters, leaflets and social media assets are available:

Download
Farsi assets
[here](#)

Download
Dari assets
[here](#)

Download
Nepali assets
[here](#)

Download
Hindi assets
[here](#)

Download
Punjabi assets
[here](#)

Download
Urdu assets
[here](#)

Download
Bengali
assets [here](#)

Download
Chinese
assets [here](#)

Download
Mandarin
assets [here](#)



eVisa GOV.UK webpage



For official updates on eVisas, we recommend directing your audience to www.gov.uk/eVisa



This webpage is kept up to date with the latest information on eVisas, including how to create a UKVI account.



Subscribe to this page for notifications of the latest updates, allowing you to stay informed.

